



DELHI WORLD PUBLIC SCHOOL RAJKOT

Holiday Home Work


Session 2024-25

Std: 1



Hey Kids !

Summer Vacation is a welcome break..... Break from fixed schedule, rules & regulations of school, freedom from Teachers and time table. Freedom brings more responsibility, Keeping this in mind, we have planned most of the activities for you to keep you engaged positively and your energies well directed. Though teachers will not be physically present to keep a supervisory eye on you and your work. Guardian Angels at home i.e. your dear mama and papa are there to take care of your emotional, social, physical & academic needs.

We hope your home work and activities will be well managed and presented so that all of you earn a golden star  as a grade.

We wish you a wonderful time ahead!

Good Habits and Good Manners are life long assets and manners must be practiced until they become a habit.

Four magic words that are basics of good manners are – Please, Thank you, Excuse me and Sorry. Make these four words a habit and see the difference.

MANNERS:

At home:

- ⊕ Help to keep the house clean especially the areas you use. Clear the toys, books or crafts that remain after you have finished.
- ⊕ Honesty is the best policy. Tell the truth at all times.
- ⊕ Be polite.
- ⊕ Share the T.V time. Do not sit too close while watching T.V.
- ⊕ Be fair with your friends, brothers and sisters.
- ⊕ Be responsible.



At the dining table:

- ⊕ Take small helpings and refill, clean your plate up.
- ⊕ Take small bites, eat neatly, slowly with your mouth closed.
- ⊕ Help to clear the table and clean up.

In the Park:

- ⊕ Littering makes the park untidy.
- ⊕ Destroying the plants or plucking the flowers will spoil the beauty.
- ⊕ Wait for your turn on swing and slides.



At a party:

- ⊕ Wish the host.
- ⊕ Don't mess up somebody's house.

While shopping:

- ⊕ Softly ask your parent for what you want. If refused, don't throw a tantrum.
- ⊕ Be careful, don't touch any breakable item.



On the telephone:

- ⊕ If there are no elders around, don't let the phone ring long, answer it.
- ⊕ Talk softly when someone is speaking on the phone and don't interrupt.



Hygiene:

- ⊕ Brush your teeth twice a day.
- ⊕ Do trim your nails often.
- ⊕ Do not waste water and electricity.
- ⊕ Keep your surroundings and environment clean. It is bad habit to throw things out of the window, car or a balcony.
- ⊕ Make friends having good habits who respect their elders and use good language.



Dear Parents Please ensure the child:

- ⊕ Speaks in English as far as possible.
- ⊕ Read picture books or story books.
- ⊕ Suggestive Series : Noddy, Bubbles , Lady Bird.
- ⊕ Listens to stories told by family members and tries to narrate stories.
- ⊕ Draws and colours pictures often.
- ⊕ Helps in small household jobs like watering plants, laying the dining table, making the bed, arranging books etc.
- ⊕ Is allowed to socialize with family, friends and relatives.
- ⊕ Watch TV only for limited hours and limited channels.
- ⊕ Learns to be self – sufficient by learning to cover books, tie shoe laces, comb hair etc.
- ⊕ Plays some outdoor games, goes for morning and evening walk and exercises regularly.
- Sits for his/her studies regularly and completes the holiday Home Work and prepares for the forthcoming Cycle Tests.



We share this world with everybody who lives on this planet. Every small act of ours has an effect on this world. We must learn to take care of our world and make it a better place.

Working together,

Principal



Having spent some time in your new class, you have somewhat got used to the pattern of work in class . You have new challenges to meet and targets to achieve! Hope you have a great time with your family and friends during these holidays. Try everything that helps you enjoy this summer and keeps you in good health

as well. Here are some activities designed for you to keep you at your creative best while you stay in your homes, beating the summer heat. These are simple activities that you would love to do on your own. Of course, you could ask your parents for some help.



Subject: English

Summer Breaks have begun Yayy!.....

“The holiday season is a perfect time to reflect on our blessings and seek out ways to make life better for those around us.”Holidays are a time when we can pursue hobbies, learn new sports and relax and spend our best time with our friends and family. 😊😊

READING

“Reading is to mind what exercise is to the Body.”

So let’s read and have some fun...😊😊

Read Ambar Readers:

1. The Squirrel
2. At the Farm
3. Incy Wincy Spider

Grammer :

Fill in the blanks.



The parrot is _____ the branch.



The kittens are _____ the box.




The deer is _____ the tree.



The boy and the cat are _____ the sofa.





The fish is _____ the fishbowl.







The shark is _____ the boat.



WRITING:

Write in the correct vowel letter to complete each word.

1) _ pple  5) b _ nch 













2) s _ t  6) v _ n 

3) d _ g  7) b _ s 

4) r _ d  8) p _ g 

a, e, i, o, u

Match the words to form Joined words and write in the blanks.

	hot	ball	
	bed	flower	
	foot	man	
	sun	bag	
	fire	dog	
	hand	room	

1. _____
2. _____
3. _____
4. _____
5. _____
6. _____

Opposite Words

Read and match the opposite words.

hot

high

big

strong

up

win

empty

beautiful

right

start

ugly

finish

lose

left

low

cold

small

full

weak

down

Reading Comprehension

Read and answer the questions

Cap and Hat

She is Jill. She has a cap and a hat. The cap is red and the hat is green. Jill likes her cap and hat.



Colour me!

- Jim has _____.
- A) hat and can.
- B) cap and hen.
- C) cap and hat.
- The hat is _____.
- Do you have a cap or a hat ?
- Where do you wear a cap?

Find and circle the hidden words. (Horizontally and Vertically)



SPRING



M	P	N	E	S	T	A	I	H	W	F	D
B	U	K	Q	A	P	N	D	R	A	I	N
I	Z	D	L	H	E	W	R	E	R	C	B
R	G	T	X	E	F	R	O	G	M	J	U
D	N	F	R	B	A	S	P	R	I	N	G
S	A	G	D	W	Y	F	J	H	B	O	S
T	E	L	K	O	B	U	D	S	M	P	C
N	V	E	S	R	H	G	I	X	A	B	W
Y	G	T	D	M	O	L	P	F	Y	E	I
S	R	V	A	S	J	K	I	T	E	C	N
A	O	M	E	L	T	H	B	R	S	W	D
C	W	U	P	I	D	F	T	M	Q	A	R





BUDS	GREEN	MELT	SPRING
BUGS	GROW	MUD	TREE
BIRDS	KITE	NEST	WARM
DROP	LEAF	RAIN	WIND
FROG	MAY	SEEDS	WORM

Subject: EVS

Unscramble the letters and write the name of the picture.



c f a e



i h r a



u t o h m



n a h d



h e t e t



o t f o



e e y

— — —



a e r

— — —



o e n s

— — —



m a r

— — —

www.worksheetspark.com

Match the following.

MY BODY

eye

nose

hair

teeth

arm

neck

mouth

knee

ear

hand

foot

leg




Fill in the blanks.

I have _____ hands



I have _____ eyes



I have _____ ears



I have _____ mouth



I have _____ nose



I have _____ legs



I have _____ fingers



Family

Look at the photos and write missing letters

a o u i e y



m__th__r



f__th__r



s__st__r



gr__ndmoth__r



gr__ndf__ther



a__nt



co__s__n



__ncle



b__b__

All about Myself

1. My name is _____.
2. I am a boy/girl _____.
3. I am _____ years old.
4. I study in class _____.
5. My class teacher's name is _____.
6. My father's name is _____.
7. My mother's name is _____.
8. The name of my school is _____.
9. My favourite food is _____.
10. I like to play _____.



Draw and write the name of your favourite:

1. Food	2. Vegetable
3. Toy	4. Animal

PROJECT: Make a project on half chart paper.

Topic: HEALTHY V/S UNHEALTHY FOOD. You can draw or paste atleast 5 pictures. Decorate your project properly.

Refer : Google and YouTube Videos.

Subject: Hindi

नीचे दिए गए चित्रों को पहचान कर उनका पहला अक्षर लिखें और चित्रों में रंग भरे ।






















नीचे दिए गए दो अक्षर वाले शब्दों को पढ़िए और उचित चित्र के साथ मिलान कीजिए।



दस

नल

फल

रथ

जग

टब

घर

बस

पढ़

पग



10



नीचे दिए गए अक्षरों को जोड़कर नया शब्द बनाएँ।

क	ल	कल
	म	कम
	प	कप

फ	ल	
	न	
	ट	

स	र	
	ब	
	च	

आ	प	
	म	
	ग	

ह	म	
	ल	
	क	

म	न	
	ल	
	र	

Subject: Maths

Write number names for the following numbers.

1	11
2	12
3	13
4	14
5	15
6	16
7	17
8	18
9	19
10	20

How many objects are there? Add by counting all.



Solve the following.

$2 + 7 = \underline{\quad}$

$7 - 3 = \underline{\quad}$

$6 + 2 = \underline{\quad}$

$2 + 5 = \underline{\quad}$

$2 + 0 = \underline{\quad}$

$6 - 3 = \underline{\quad}$

$10 - 4 = \underline{\quad}$

$4 - 4 = \underline{\quad}$

$5 - 3 = \underline{\quad}$

$8 - 4 = \underline{\quad}$

$1 + 9 = \underline{\quad}$

$4 + 4 = \underline{\quad}$

$3 + 4 = \underline{\quad}$

$4 + 5 = \underline{\quad}$

Missing numbers to 100

	95	
--	----	--

91		93
----	--	----

	33	
--	----	--

6		8
---	--	---

	88	
--	----	--

27		29
----	--	----

	61	
--	----	--

85		87
----	--	----

	40	
--	----	--

80		82
----	--	----

	46	
--	----	--

22		24
----	--	----

	20	
--	----	--

7		9
---	--	---

	87	
--	----	--

48		50
----	--	----


	66	
--	----	--

31		33
----	--	----

MATH

B F V T S A J M O R E H
P Y L O N G D Q I U M Z
K M F H C V E B X J A R
W I D E Q P Z S Y O T N
T N R G A L E U D F H C
O U P J N U M B E R X S
D S Y I K S F T G W U E
D A W S E H O R N A D D
F C O U N T K A L S B I
H X B M F Y S C U P R G
L E S S I D Q T O T A L
Y R H E V E N J B K M F

add	math	plus
count	minus	subtract
even	more	sum
less	number	total
long	odd	wide



SUBJECT- GK

Q.1. Collect any 10 beautiful birds pictures and paste it in a colorful page.

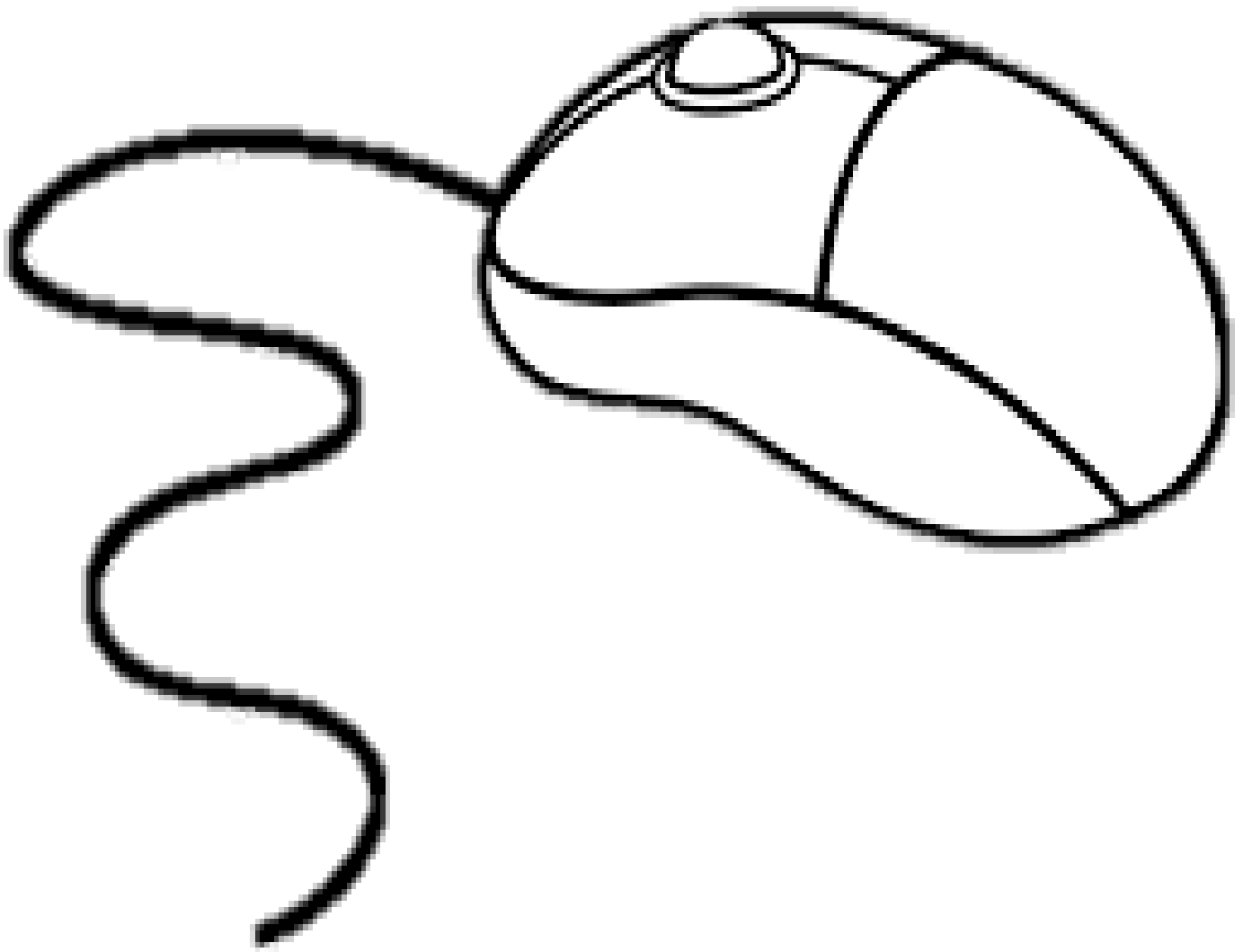
Q.2 Write your own sentences on any five wild animals. Stick animal pictures too. (In 4A size paper)

Subject: Computer

Fill the Colour



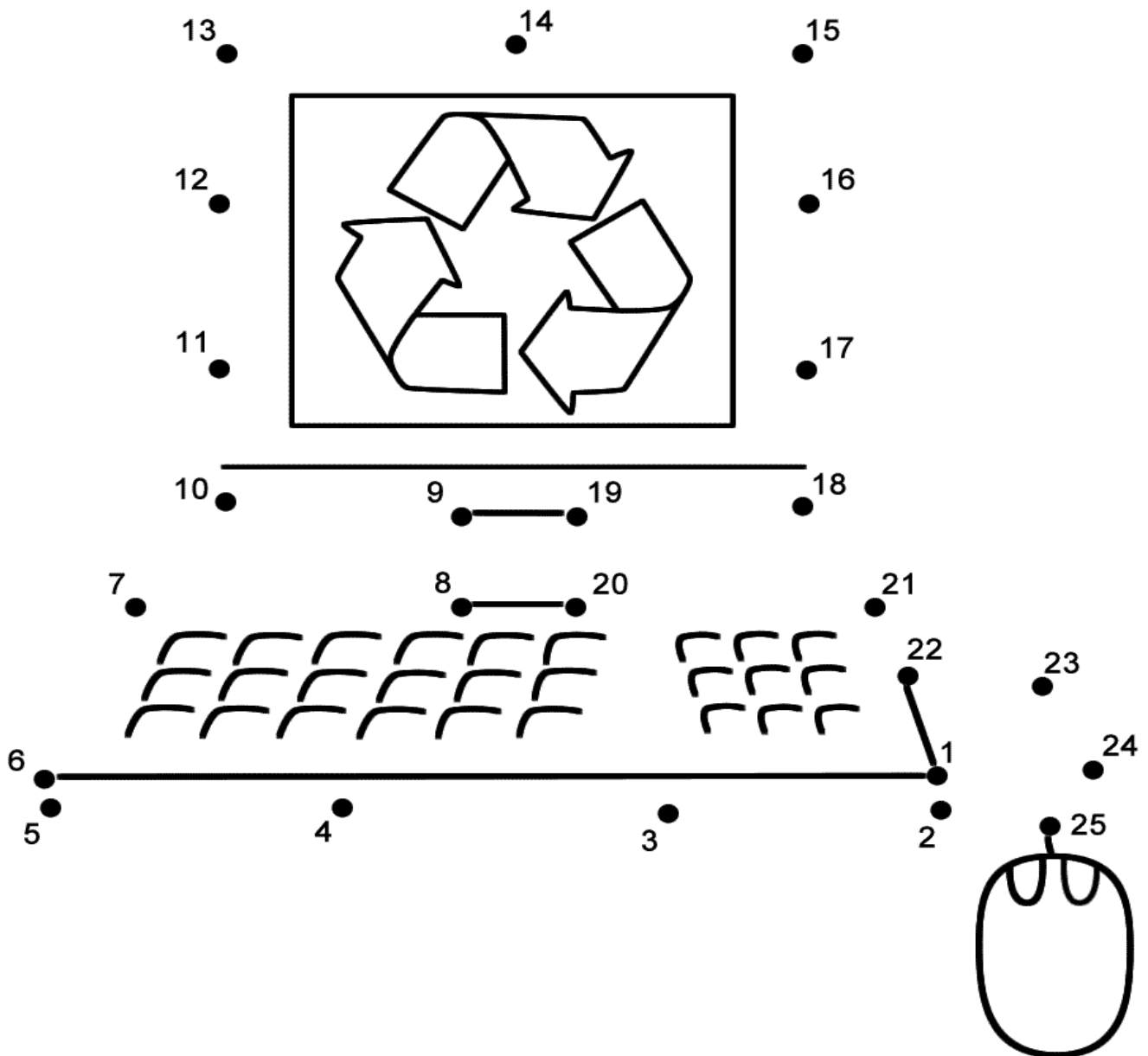
Fill the Colour



Connect The Dots
















And
















Fill The Colour

































Subject : Gujarati
















Do writing practice of Gujarati swar by tracing:

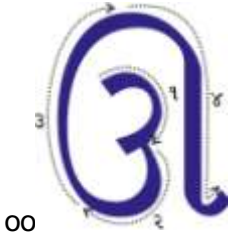
 a				
				
				

 aa				
				
				

 i				
				
				

 <p>ee</p>				
				
				

 <p>u</p>				
				
				

 <p>00</p>	